

# Marine Transmission TK 1200



## STANDARD SCOPE

SAE housing #0/ #1  
 Flexible coupling for 14"/18" flywheel  
 Mechanical control valve  
 Oil strainer  
 Trolling valve (mechanical or electrical)  
 Oil filter mounted  
 Oil cooler with thermostatic bypass valve  
 Companion flange/bolts set  
 Mounting brackets  
 Shaft with key



**Available Ratio's:** 1.73, 2.06, 2.52, 2.74, 3.04, 3.43  
**Max Input Torque:** 433.7 (Kgf.m)  
**Dry Weight:** 710 kg

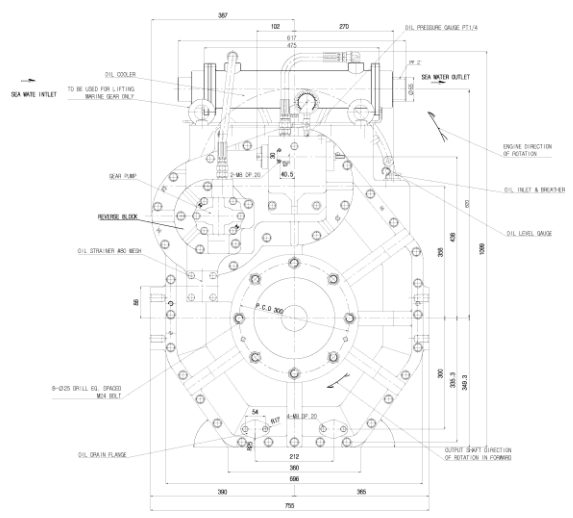
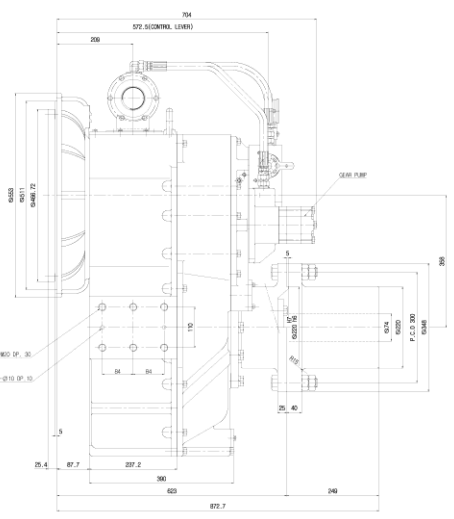
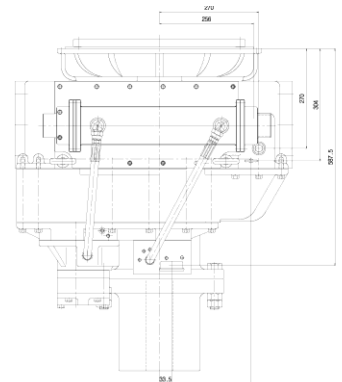

## ADVANTAGES OF TK 1200

- 01 Greater durability through change of the rubber block made of special material.
- 02 Hydraulic clutch can be easily handled outside.
- 03 Control system fitted for a small-size ship and high speed
- 04 Guaranteed durability.

## CHARACTERISTICS OF SPECIFICATIONS IN KILOWATS (KW) (HORSEPOWER (HP))

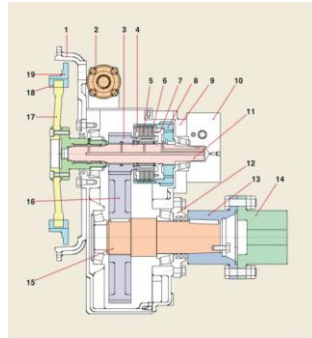
Model	Reduction Ratio	Max. Input Speed (rpm)	Max. Input Torque (Kgf.m)	Input Rating									Dry Weight (Kg)	Flywheel Housing (SAE No.)	Flywheel (Clutch No.)
				1600 rpm			1800 rpm			2100 rpm					
				KW	HP	PS	KW	HP	PS	KW	HP	PS			
TK 1200	1.73 2.06, 2.52,2.74	2,400	433.7	713	956	969	798	1076	1090	935	1254	1271	710	#0 / #1	14/18
	3.04 3.43			713	956	969	798	1076	1090	935	1254	1271			

# Marine Transmission TK 1200




## PRECAUTIONS

- Align the center of engine with marine gear (For greater effectiveness and longer lifespan)
- Install the supporting bracket of marine gear.
- When assembling flange on output shaft of marine gear, be sure to align another flange accurately.
- Make sure to wash flywheel housing cover if dust should accumulate.
- When installing the cable and the remote-control level, check to make sure the marine gear level is smooth.
- The oil with the viscosity equivalent to SAE#30 is recommended.
- Check the oil amount of oil before sailing.
- After 100 hours of operation check the oil, and then change every 1,000 hours.



- ### SECTIONAL DRAWING
- |                   |                       |
|-------------------|-----------------------|
| 1 Wheel Cover     | 11 Input Shaft        |
| 2 Oil Cooler      | 12 Retainer Cover     |
| 3 Pinion Gear     | 13 Coupling           |
| 4 Plate, Side     | 14 Coupling Companion |
| 5 Plate, Sintered | 15 Output Shaft       |
| 6 Plate, Steel    | 16 Reduction Gear     |
| 7 Piston          | 17 Spider             |
| 8 Drum Gear       | 18 Rubber Block       |
| 9 Block Cover     | 19 Rubber Block       |
| 10 Control Block  | 20 Driving Ring       |



## ADVANTAGES OF FLEXIBLE COUPLING

- 01 Plug-in Connection
- 02 Heat-Resistant up to 130°C03
- Fail-safe solution
- 04 Lubrication free
- 05 Rubber block solution

Amsterdam Alexandria Marine  
Boekweitstraat 17  
2153 GK, Nieuw Vennep  
The Netherlands



+31 - (0) - 252 514 588  
info@aam-consulting.nl  
www.aam-equipment.nl  
www.aam-consulting.nl