









# MITSUBISHI HEAVY

| S6B3-PTA   |  |  |   |  |  |  |              |       |
|--|--|--|---|--|--|--|--------------|-------|
| <b>PISTON 34A17-00200</b><br><b>AL/FIN + OIL GALLERY</b><br> | <b>Dia.</b>  | 135.0  | <b>LINER 34A07-22100</b><br>                       | <b>Dia.</b>  | 135.0  | <b>RING 34A17-01010</b><br> | <b>1 st</b>  | 4.0 K |
|  | <b>Length</b>  | 144.8  |   | <b>O/Dia.</b>  | 155.7  |  | <b>2 nd</b>  | 3.0 H |
|  | <b>Comp. Height</b>  | 79.8   |   | <b>Length</b>  | 272.7  |  | <b>3 rd</b>  |       |
|  | <b>Pin Dia.</b>  | 55.0   |   | <b>F/Dia.</b>  | 163.0  |  | <b>Oil 1</b> | 4.0   |
|  | <b>Length</b>  | 111.5  |   | <b>F/Dep.</b>  | 12.0   |  | <b>Oil 2</b> |       |
| <b>GASKET</b><br>36201-42100<br>36201-52100<br>             | <b>OIL SEAL 31112-05700</b><br>  |  | <b>VALVE I/E</b><br>36204-20100<br>36204-41101<br> | <b>SEAT VALVE</b><br>34A01-20400<br>36201-20600<br> | <b>GUIDE VALVE</b><br>32501-10700<br> |  |              |       |
| <b>FULL SET</b><br>34A94-30051   | <b>ROD BEARING</b><br>36319-02100 36319-12100<br>36319-22100 34A19-24100<br>                                     | <b>MAIN BEARING</b><br>34A09-30010<br> |    |  |  |  |              |       |