

Marine Transmission

TK 700



STANDARD SCOPE

SAE housing #0/ #1
 Flexible coupling for 14"/18" flywheel
 Mechanical control valve
 Oil strainer
 Trolling valve (mechanical or electrical)
 Oil filter mounted
 Oil cooler with thermostatic bypass valve
 Companion flange/bolts set
 Mounting brackets
 Shaft with key



Available Ratio's 1.97, 2.59, 2.92, 3.26, 3.62
Max Input Torque: 262.6 / 245.6 (Kgf.m)
Dry Weight: 610 kg

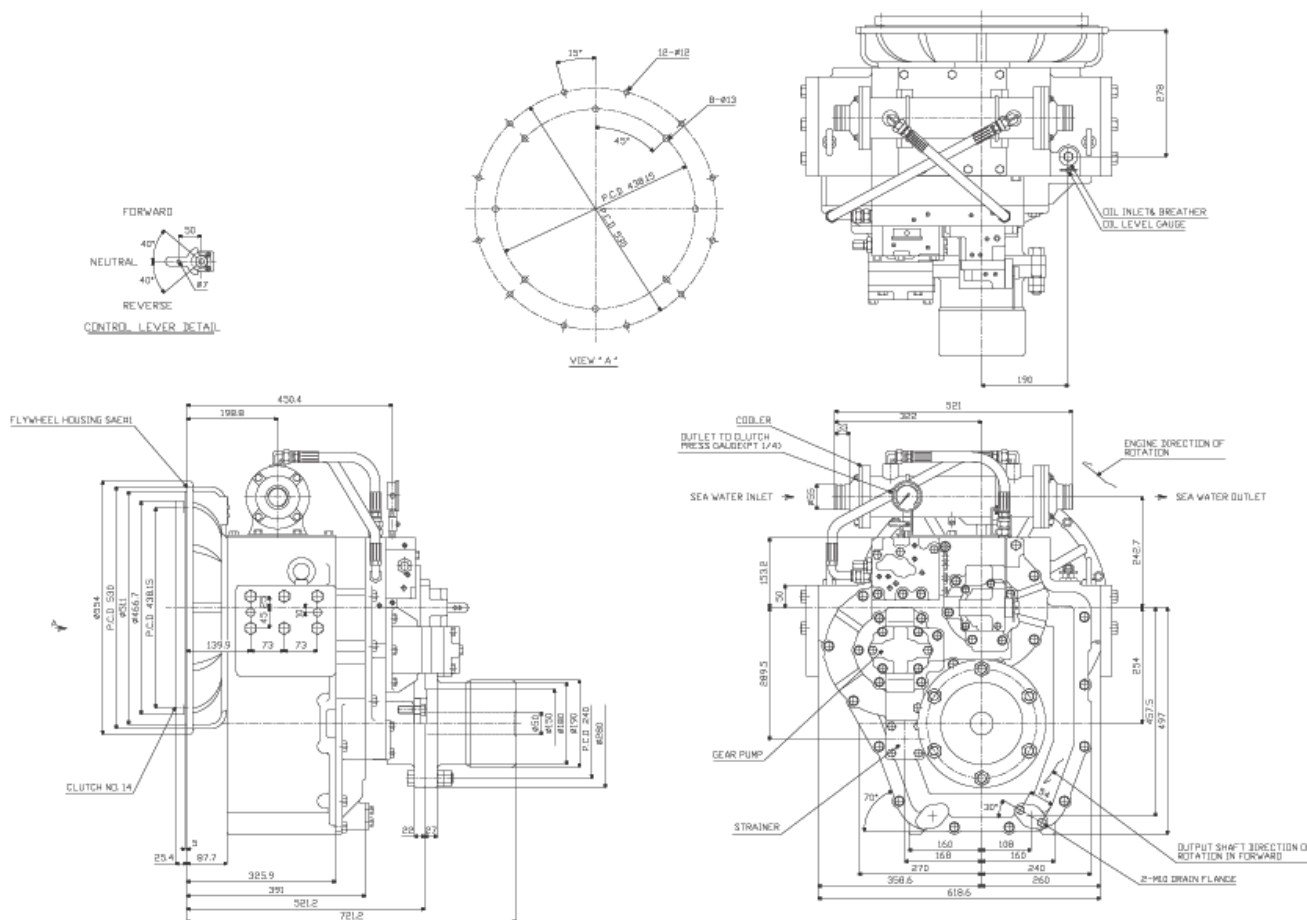
ADVANTAGES OF TK 700

- 01** Greater durability through change of the rubber block made of special material.
- 02** Hydraulic clutch can be easily handled outside.
- 03** Control system fitted for a small-size ship and high speed.
- 04** Guaranteed durability.

CHARACTERISTICS OF SPECIFICATIONS IN KILOWATS (KW) (HORSEPOWER (HP))

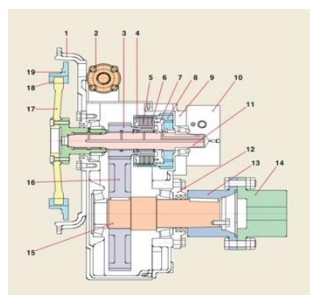
Model	Reduction Ratio	Max. Input Speed (rpm)	Max. Input Torque (Kgf.m)	Input Rating									Dry Weight (Kg)	Flywheel Housing (SAE No.)	Flywheel (Clutch No.)
				1600 rpm			1800 rpm			2100 rpm					
				KW	HP	PS	KW	HP	PS	KW	HP	PS			
TK 700	1.97, 2.59, 2.92	2600	262.6	431	578	586	485	650	660	566	759	770	610	#0 / #1	14/18
	3.62		245.6	403	540	548	453	608	617	529	710	720			

Marine Transmission TK 700




PRECAUTIONS

- Align the center of engine with marine gear (For greater effectiveness and longer lifespan)
- Install the supporting bracket of marine gear.
- When assembling flange on output shaft of marine gear, be sure to align another flange accurately.
- Make sure to wash flywheel housing cover if dust should accumulate.
- When installing the cable and the remote-control level, check to make sure the marine gear level is smooth.
- The oil with the viscosity equivalent to SAE#30 is recommended.
- Check the oil amount of oil before sailing.
- After 100 hours of operation check the oil, and then change every 1,000 hours.



SECTIONAL DRAWING

- | | |
|-------------------|----------------------|
| ① Wheel Cover | ⑩ Input Shaft |
| ② Oil Cooler | ⑪ Retainer Cover |
| ③ Pinion Gear | ⑫ Coupling |
| ④ Plate, Side | ⑬ Coupling Companion |
| ⑤ Plate, Sintered | ⑭ Output Shaft |
| ⑥ Plate, Steel | ⑮ Reduction Gear |
| ⑦ Piston | ⑯ Spider |
| ⑧ Drum Gear | ⑰ Rubber Block |
| ⑨ Block Cover | ⑱ Driving Ring |
| ⑫ Control Block | |



ADVANTAGES OF FLEXIBLE COUPLING

- 01 Plug-in Connection
- 02 Heat-Resistant up to 130°C
- 03 Fail-safe solution
- 04 Lubrication free
- 05 Rubber block solution